



Shield-Crete[®]

WATER-BASED EPOXY GARAGE FLOOR COATING SYSTEM



Colors shown:
Floor: Online SW 7072
Deco-Flakes: Salt & Pepper

FIND YOUR INSPIRATION AT HCCONCRETE.COM

Durable gloss color that stands up to daily life in the garage.



Extended application time
for an even finish with no lap marks.



Resists peeling
for lasting beauty and protection.



Stops hot tire pickup
and keeps surface looking new longer.



Fights oil and chemical stains
to keep color and finish like new.

Great for basements, laundry rooms, storage areas, man caves, warehouse and commercial floors too.

EVERY STEP LEADS TO SUCCESS.

1

Start strong with the right prep.

First, remove all debris, dirt and dust from the floor's surface. Then scrub the floor with **H&C ConcreteReady® Degreaser**, rinsing and drying completely.



Etching is an essential step.

Etching nonporous concrete with **H&C ConcreteReady Etching Solution** ensures proper adhesion and even finish of the coating.



2

Mix.

Mix **Shield-Crete® Epoxy** according to product application directions.

3

Apply.

Trim the edges of your garage using a synthetic Purdy® paintbrush. Apply **Shield-Crete Epoxy Coating** in 4'x4' sections with a Purdy 9" WhiteDove™ 3/8" nap roller. Our longer pot time means you don't have to watch the clock as you apply.

4

Create a beautiful custom look.

If desired, broadcast **H&C Shield-Crete Deco-Flakes** on the freshly coated floor.

5

Apply clear coat.

Finish with **H&C Shield-Crete Epoxy Clear Coat** for increased durability and protection. Clear coat is required when Deco-Flakes are used.

Colors shown:
Floor: Moody Blue SW 6221
Deco-Flakes: Pebble Beach

Start by applying BASE COLOR

Shield-Crete® WATER-BASED EPOXY

2-part epoxy penetrates deeply into the concrete, creating a hard, durable surface that resists peeling and hot tire pickup for long-lasting beauty.

One kit covers up to 250 sq. ft or a 1-car garage.

 Tintable to 1,000+
Sherwin-Williams colors

KIT CONTENTS: Part A Epoxy, Part B Hardener,
Cleaner Degreaser, Stir Stick, Instruction Sheet



Add a unique DECORATIVE FINISH

Shield-Crete® DECO-FLAKES

Deco-Flakes are vinyl paint chips that provide a unique, decorative finish similar to granite or terrazzo.

They also help hide imperfections in the concrete surface and depending on the density of the flake application, create custom flake patterns.

Available in four versatile blends.




Blue Chip Creek



Salt & Pepper



Earthy Mosaic



Pebble Beach



Finish with a GLOSS CLEAR COAT

Shield-Crete® EPOXY CLEAR COAT

This 2-part clear epoxy adds extra protection and resists common stains so your new garage floor retains its showroom finish. If you'd like extra traction, use the slip-resistant additive. Also, if using Shield-Crete Deco-Flakes, remember after broadcasting them on a freshly coated floor, you must finish with a clear coat to secure them.

One kit covers up to 250 sq. ft or a 1-car garage.

 Gloss finish for added shine

KIT CONTENTS: Part A Epoxy, Part B Hardener,
Slip-Resistant Additive, Stir Stick and Instruction Sheet



Colors shown:
Floor: Online SW 7072
Deco-Flakes: Salt & Pepper




PAVE THE WAY FOR NEW COMBINATIONS.

Our H&C® Color Specialist created the palette below to coordinate with our Deco-Flakes line. Choose your favorite pairing or since Shield-Crete® is tintable to **1000+ Sherwin-Williams colors**, customize a look to suit your style.



Blue Chip Creek

A vibrant blend of blue, gray, black and white.



Big Chill SW 7648



Gusto Gold SW 6904



Indigo SW 6531



Network Gray SW 7073

Salt & Pepper

A versatile blend of black, gray and white.




Peppercorn SW 7674



Rocky River SW 6215




Intense Teal SW 6943



Oliva Oscuro SW 9125

Earthy Mosaic

A nature-inspired blend of rich neutral shades and metallic copper flakes.



Poised Taupe SW 6039



Abalone Shell SW 6050



Refuge SW 6228



Warm Stone SW 7032

Pebble Beach

A tonal blend of beige, ivory and white.



Quinoa SW 9102



Moody Blue SW 6221



Chinchilla SW 6011



Bold Brick SW 6327

Description	SKU#	UPC#	SMIS#	Pack	Description	SKU#	UPC#	SMIS#	Pack
Shield-Crete Extra White Base Kit	20.113000-99	035777913239	651114746	1	Shield-Crete Deco-Flakes Blue Chip Creek	20.105100-99	035777914649	651118176	4
Shield-Crete Deep Base Kit	20.114000-99	035777913246	651114753	1	Shield-Crete Deco-Flakes Salt & Pepper	20.105200-99	035777914656	651118184	4
Shield-Crete Ultra Deep Base Kit	20.115000-99	035777913253	651114761	1	Shield-Crete Deco-Flakes Earthy Mosaic	20.105300-99	035777914663	651118192	4
Shield-Crete Concrete Gray Kit	20.116000-99	035777913260	651114779	1	Shield-Crete Deco-Flakes Pebble Beach	20.105400-99	035777914670	651118200	4
Shield-Crete Clear Coat Kit	20.117000-99	035777913277	651114795	1	Shield-Crete Deco-Flakes 25 Lb Bag Salt & Pepper	20.105500-99	035777914687	651118218	1
					Shield-Crete Deco-Flakes 25 Lb Bag Pebble Beach	20.105600-99	035777914694	651118226	1

Colors are not representative of the final result. Always test an inconspicuous area for color.

A102125PD
 © H&C Concrete Coatings
 TAGHC 905/19